



Thank you for using Motion Concepts eForms.

Motion Concepts is pleased to offer you an upgraded solution to your ordering process. Our enhanced order forms allow you to fill out a form electronically, print and fax the form, save and email* it to Customer Service, or maintain the business practices that work for you today. The format has been revised to reveal a cleaner look with electronic selection and input functions.



Adobe Acrobat Reader DC

* Interactive functions of our new forms work best with the latest version of Adobe Acrobat Reader DC visit <https://get.adobe.com/reader/> to download and install on your PC or Mac or visit Google Play/ iTunes to download the Adobe Acrobat Reader DC app for your device.

Save

Adobe Acrobat Reader DC allows you to save this form with your content - to complete later or use as a starting point for your next form. Please note that content must be added and saved in Acrobat - saving content from completed forms in the browser may not be possible.

SAVE

Submit

Adobe Acrobat Reader DC allows you to submit this form electronically via your email client.

Simply click the submit button below and step through the simple process.

SUBMIT

CLEAR FORM

Print

If you do not have access to Adobe Acrobat Reader DC simply print this form and complete it by hand and fax it to our Customer Service Department at:

1-888-433-6818

PRINT FORM



MPS Mini Maxx Multi-Positioning Power Standing System on ROVI X₃ and ROVI A₃

US PRICE LIST AND ORDER FORM
Price Effective October 1, 2024



PRINT FORM

SAVE

CLEAR FORM

Contact Motion Concepts Customer Service: 1.888.433.6818 | quotes@motionconcepts.com

REQUIRED INFORMATION

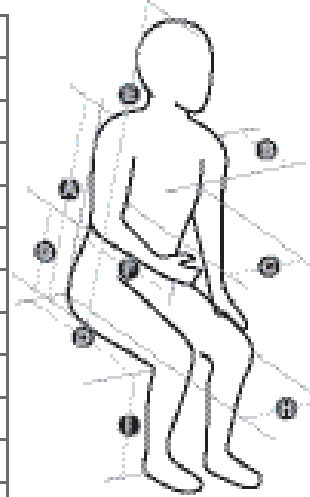
Quote Order

Date of Order: _____ Dealer Account #: _____
 Dealer Name: _____
 PO #: _____ Tag _____
 Purchasing Contact: _____
 Phone: _____ Fax: _____
 E-mail: _____
 RTS/Therapist: _____
 Ship to Address: _____
 City: _____ Province: _____
 Postal Code: _____ Client Gender: M F
 Special Client Conditions: _____

REQUIRED MEASUREMENTS

To ensure system is accurately configured please fill in ALL REQUIRED measurements

Client Height	
Client Weight (lbs)	
A. Seat to Shoulder	
B. Trunk Depth	
C. Chest Width	
D. Knee to Back	
E. Seat to Top of Head	
F. Back to Joystick	
G. Seat to Elbow	
H. Hip Width	
I. Knee to Heel	
Cushion Thickness	



Customer Service: 1.888.433.6818 | Fax: 1.888.433.6834 | www.motionconcepts.com



BASE VITALS

HCPCS CODES	K0861
SUSPENSION SYSTEM	Active Ride Control (ARC)
BASE WIDTH	A3 = 25.5"/X3 = 23.25"
BASE LENGTH	36.5"
DRIVE WHEEL SIZE ⁽¹⁾	14"
CASTER WHEEL SIZE (front/rear)	6"
TURNING RADIUS	A3 = 20.5"/X3 = 19.5"
DRIVETRAIN	4-pole EAD Motors
BATTERIES	A3 = 2 x M34/X3 = 2 x M50
BATTERY CHARGER	8A, Off Board
BATTERIES WEIGHT (each)	38.5 lbs (M34)
RANGE ⁽²⁾	17.7 miles
WEIGHT CAPACITY	200 lbs
BASE WEIGHT (w/o batteries)	A3 = 159 lbs /X3 = 157 lbs
GROUND CLEARANCE	3"
MAXIMUM SPEED	5.8 mph

⁽¹⁾ All A3 wheels come with solid inserts
⁽²⁾ Driving range is affected by selection of battery, drive motor, and tire options. It may also vary due to other factors, such as user weight, terrain, battery condition, tire condition, as well as variations in drive and control systems.

Dealer Name: _____

Dealer Account Number: _____

PO #: _____

Tag: _____

MULTIPLE POWER OPTION ⁽¹⁾⁽³⁾

- 888WNLEX3-MPM ROVI X3 R-NET⁽²⁾
23.25" wide
5.8 mph Quick Speed Motors
HCPCS code K0861 \$7,395
- 888WNLEA3-MPM ROVI A3 R-NET
25.5" wide
5.8 mph Quick Speed Motors
HCPCS code K0861 \$7,595

- Price of the powerbase includes: Active Ride Control suspension, tie-down hardware for 4-point strap system, 8 amp off-board charger, flat free inserts and positioning belt, Weight capacity is 200 lbs. Must select Joystick separately.
- The X3 Base uses 2 x M50 Batteries with the Power Standing Module.
- R-Net Controller and Harness required











R-NET CONTROLLER AND HARNESS⁽¹⁾⁽²⁾

- D51109 R-Net Expandable Controller
HCPCS code E2377 \$615
- REH R-Net Harness for Expandable Controller
HCPCS code E2313 \$595
- OEDMMS OnTraxx Enhanced Driving Module
HCPCS code K0108 STD

- Required for R-Net Bases.
- This item is required when ordering power tilt, power recline and power elevating legrest together OR when ordering an Alternative Drive Control.

LIGHTED FENDER

Lights operate through joysticks equipped with Light Buttons

- | | | |
|--------------------------------|---|-------------------------------|
| <input type="checkbox"/> BWFL |  | Blizzard White (Metallic) |
| <input type="checkbox"/> OCFL |  | Orange Crush |
| <input type="checkbox"/> MGFL |  | Motion Green |
| <input type="checkbox"/> BCFL |  | Black Carbon (Matte) |
| <input type="checkbox"/> BPFL |  | Black Panther (Gloss) |
| <input type="checkbox"/> CARFL |  | Candy Apple Red (Metallic) |
| <input type="checkbox"/> GGFL |  | Graphite Grey (Metallic) |
| <input type="checkbox"/> IBFL |  | Indigo Blue |
| <input type="checkbox"/> MYFL |  | Mellow Yellow |
| <input type="checkbox"/> NBFL |  | Nordic Blue |
| <input type="checkbox"/> RDPFL |  | Razzle Dazzle Pink (Metallic) |
| <input type="checkbox"/> PRFL |  | Purple Reign |



MATCHING BATTERY DOORS

- RBD Rear Battery Door Only⁽¹⁾ \$495
(Select fender color first)

- On Standing systems only rear door can be matched.

CUSTOM DESIGNS

Please see form number TRD0607 - ROVI Custom Designs Price Sheet, for Custom/Dipped Fender colors, battery door and other personalized options.

TIRE OPTIONS

- STIRES Standard Solid Tires STD
- PTIRES Pneumatic Tires \$199

WHEELCHAIR TRANSPORT BRACKETS

- XBKTS Wheelchair Transport Brackets(1) \$250

- For unoccupied use only.

JOYSTICKS

- D51108 R-Net LED Joystick for Lights STD
- D50982 R-Net Color Remote Joystick with Monojacks for Lights \$600
- D51711 R-Net Advanced Joystick⁽¹⁾ \$995

- 3.5" high-resolution VGA colour display, IR Control as standard, includes integrated Bluetooth Module.

OMNI 2 CONTROL MODULE FOR R-NET

- OMNI2 OMNI 2 Control Module⁽¹⁾ \$1,995

Includes:

- D51709 R-Net Omni 2 Display Section Bluetooth
- D51710 R-Net Omni2 Input Section USB

Select Cable Assembly Length:

- SA81774MK1500 1500 mm (4' 11")
- SA81774MK2000 2000 mm (6' 7")
- SA81774MK2500 2500 mm (8' 2")

Select Mount:

- ARMS260-ROVI Adjustable Swing-Away Mount - Omni
HCPCS code E1028 \$295

Select mounting position

- OR Right Mounted
- OL Left Mounted

- Requires an R-Net Controller and Harness of Page 2

NOTE: Systems Include Seat Pan, Back Pan, and Standard Armrests. They are designed for use with a 2" - 3" cushion

POWER TILT AND RECLINE MODULE

Power modules are not retrofitable in the field. Add-ons in the future must be done at Motion Concepts.

- MULMTR Ultra Low Mini CG Tilt (45°) & Power Recline (170°) w/Extended Shear Reduction(ESR)
HCPCS code E1007 \$10,795

POWER STAND MODULE MUST BE ORDERED WITH SYSTEM ABOVE

- MPSMTR MPS Mini Power Stand Module for Tilt/Recline/ESR⁽¹⁾ HCPCS code E2301 \$10,250

1. Standard with upper and lower positioning straps, padded, removable chest bar, removable and height and depth adjustable knee blocks.

POWER ADJUSTABLE SEAT HEIGHT MODULE

- ESM7 7" Power Adjustable Seat Height Module⁽¹⁾
HCPCS code E2300 \$1,995

1. The legrest will extend slightly during seat elevation.

MINI SEAT WIDTH SETTINGS⁽¹⁾

- MSSW12 12" Wide..... N/C
- MSSW13 13" Wide..... N/C
- MSSW14 14" Wide..... N/C
- MSSW15 15" Wide..... N/C
- MSSW16 16" Wide..... N/C
- MSSW17 17" Wide..... N/C

1. Adjustable from 12" to 17" wide

MINI ULTRA RAIL SEAT DEPTH SETTINGS

- MSSD12 12" Depth N/C
- MSSD13 13" Depth N/C
- MSSD14 14" Depth N/C
- MSSD15 15" Depth N/C
- MSSD16 16" Depth N/C
- MSSD17 17" Depth N/C

MATRIX SEAT CUSHION OPTIONS



Matrix Seat Cushion Options available on separate form TRD0739 Matrix Products for Ultra Low Maxx Mini Systems US Price List and Order Form

Dealer Name: _____

Dealer Account Number: _____

PO #: _____

Tag: _____

LAP BELTS

- BELT35 Push Button Style Lap Belt, Length 35" STD
 - BELT48 Push Button Style Lap Belt, Length 48" STD
 - BELT60 Push Button Style Lap Belt, Length 60" STD
 - MBPHB Mini BP Padded Hip Belt 2 Point⁽¹⁾
HCPCS code E0978 \$190
 - PLB2 Bodypoint Padded Lap Belt 2 Point⁽²⁾
HCPCS code E0978 \$190
 - PLB4 Bodypoint Padded Lap Belt 4 Point⁽²⁾
HCPCS code E0978 \$235
1. Adjustable from 14" to 41" in length, pad is 13" x 1.5" in length.
2. 67" length only option

CHEST STRAPS HCPCS code E0960

- MCS Mini BP Padded Chest Strap 2 point⁽¹⁾ STD
- MFUXS BP Monoflex, Underarm RLS XS(2.75" x 12.25") \$195
- MFUS BP Monoflex, Underarm RLS S(3" x 15.5") \$195
- MFUM BP Monoflex, Underarm RLS M(4" x 18.25") \$195
- MFUL BP Monoflex, Underarm RLS L(4.5" x 21.5") \$195
- MFCXS BP Monoflex, Center RLS XS(2.75" x 12.25") \$195
- MFC S BP Monoflex, Center RLS S(3" x 15.5") \$195
- MFCM BP Monoflex, Center RLS M(4" x 18.25") \$195
- MFCL BP Monoflex, Center RLS L(4.5" x 21.5") \$195



Matrix Chest Straps available on separate form TRD0739 Matrix Products for Ultra Low Maxx Mini Systems US Price List and Order Form

CHEST BAR OPTION⁽¹⁾

- FWCBL Foam Wrapped Chest Bar - Mount Left STD
- FWCBR Foam Wrapped Chest Bar - Mount Right STD
- FPCBL Flat Pad Chest Bar - S/A Mount Left \$450
- FPCBR Flat Pad Chest Bar - S/A Mount Right \$450

1. Left/Right Mount indicates the swing away point. Should be opposite the joystick side to avoid interference.

LAP TRAY⁽¹⁾⁽²⁾

- HALTXSL Lap Tray (14"W x 12"D)
For 12-13" seat widths - Left Mount \$750
- HALTXSR Lap Tray (14"W x 12"D)
For 12-13" seat widths - Right Mount \$750
- HALTSL Lap Tray (16"W x 12"D)
For 14-15" seat widths - Left Mount \$750
- HALTSR Lap Tray (16"W x 12"D)
For 14-15" seat widths - Right Mount \$750
- HALTML Lap Tray (18"W x 12"D)
For 16-17" seat widths - Left Mount \$750
- HALTMR Lap Tray (18"W x 12"D)
For 16-17" seat widths - Right Mount \$750

1. Left/Right Mount indicates the swing away point. Should be opposite the joystick side to avoid interference.
2. Height adjustable and made of clear polycarbonate plastic.

Dealer Name: _____

Dealer Account Number: _____

PO #: _____

Tag: _____

MOTION CONCEPTS HEADREST PAD HCPCS CODE E0955

- MCSH Motion Concepts Standard \$295
- FM Fixed Mounting N/C
- OHR OMIT: Headrest N/C



Matrix Elan Headrests and Hardware available on separate form TRD0739 Matrix Products for Ultra Low Maxx Mini Systems US Price List and Order Form

FINISHED BACK HEIGHT⁽¹⁾⁽²⁾

- FBR16 16" FBR17 17" FBR18 18" FBR19 19" FBR20 20"
- FBR21 21" FBR22 22"

1. Comes with standard cane height measuring 19.5".
2. 6" gap is required for Stander systems.

BACK OPTIONS

- SRB Standard Rehab Back & Cushion N/C
 - SS Additional Super Soft/HR Foam⁽¹⁾ \$450
 - MFU Matrix Fabric Upcharge \$450
 - OBC OMIT: Back Cushion (\$25)
- PIPF Flat Planar Interface/I-Back Plate \$125
- PIPR Recessed Planar/I-Back Interface Plate \$125

1. Additional foam added may impact seat depth



Matrix Upgradable Back Options available on separate form TRD0739 Matrix Products for Ultra Low Maxx Mini Systems US Price List and Order Form

ARMRESTS

- MSCCMFBA Mini Stander Cantilever Cane Mounted Flip Back Armrest (Range 7"-10") STD
- OMSCCMFBA Outback Mini Stander Cantilever Cane Mounted Flip Back Armrest (Range 7"-10") \$350

ARMREST TUBE LENGTH - PLEASE SPECIFY

- ATFL Left Full STD
- ATDL Left Desk STD
- ATFR Right Full STD
- ATDR Right Desk STD

Dealer Name: _____

Dealer Account Number: _____

PO #: _____

Tag: _____

ARMPADS⁽³⁾

Standard

<input type="checkbox"/> SAPFL	Left Full (2.25" x 14")	STD
<input type="checkbox"/> SAPDL	Left Desk (2.25" x 10")	STD
<input type="checkbox"/> SAPML	Left Mini (2.25" x 7")	STD
<input type="checkbox"/> SAPFR	Right Full (2.25" x 14")	STD
<input type="checkbox"/> SAPDR	Right Desk (2.25" x 10")	STD
<input type="checkbox"/> SAPMR	Right Mini (2.25" x 7")	STD

Modular Arm Pad - Left⁽¹⁾

<input type="checkbox"/> MAPTFL	Left Tray Full (14")	\$55
<input type="checkbox"/> MAPTDL	Left Tray Desk (10")	\$55

Select Pad Insert below:

<input type="checkbox"/> ISSFL	Iskin - Integrated soft skin foam
<input type="checkbox"/> SCVFL	Startex Covered Visco foam

Modular Arm Pad - Right⁽¹⁾

<input type="checkbox"/> MAPTFR	Right Tray Full (14")	\$55
<input type="checkbox"/> MAPTDR	Right Tray Desk (10")	\$55

Select Pad Insert below:

<input type="checkbox"/> ISSFR	Iskin - Integrated soft skin foam
<input type="checkbox"/> SCVFR	Startex Covered Visco foam

Flat Multi Position Arm Pads

<input type="checkbox"/> MPAFL	Left Full (14")	\$55
<input type="checkbox"/> MPADL	Left Desk (10")	\$55
<input type="checkbox"/> MPAML	Left Mini (7")	\$55
<input type="checkbox"/> MPAFR	Right Full (14")	\$55
<input type="checkbox"/> MPADR	Right Desk (10")	\$55
<input type="checkbox"/> MPAMR	Right Mini (7")	\$55

Gel Pads

<input type="checkbox"/> GAPNL	Narrow Left Desk (2" x 12")	\$75
<input type="checkbox"/> GAPNR	Narrow Right Desk (2" x 12")	\$75
<input type="checkbox"/> GAPWL	Wide Left Desk (3.5" x 12")	\$75
<input type="checkbox"/> GAPWR	Wide Right Desk (3.5" x 12")	\$75
<input type="checkbox"/> GAPLL	Long Left Full (3.5" x 14")	\$90
<input type="checkbox"/> GAPLR	Long Right Full (3.5" x 14")	\$90

Arm Troughs

<input type="checkbox"/> EATL	Ergonomic Arm Trough - Left HCPCS code E2209	\$85
<input type="checkbox"/> EATR	Ergonomic Arm Trough - Right HCPCS code E2209	\$85
<input type="checkbox"/> FHPL	Flat Hand Pad - Left ⁽²⁾ HCPCS code K0108	\$55
<input type="checkbox"/> FHPR	Flat Hand Pad - Right ⁽²⁾ HCPCS code K0108	\$55

1. Requires interchangeable pad insert.
2. Must order with ergonomic arm trough.
3. Full length arm pads used on the same side as the Joystick result in a "Back to Joystick" measurement of 20" minimum (24" including switch mounting)

ARM ADDUCTOR PAD⁽¹⁾⁽²⁾

<input type="checkbox"/> AADSL	Left Small (6" x 2.25")	\$100
<input type="checkbox"/> AADSR	Right Small (6" x 2.25")	\$100
<input type="checkbox"/> AADLL	Left Large (8.5" x 2.25")	\$100
<input type="checkbox"/> AADLR	Right Large (8.5" x 2.25")	\$100

1. Only available with Modular or Flat Multi Position Arm Pads.
2. 1" thick pad, unlimited fore/aft adjustment.

MAXX LATERAL TRUNK SUPPORTS⁽¹⁾

Lateral Trunk Support Left HCPCS code E0956

<input type="checkbox"/> LATXL	Size XS (3.25" x 4.25")	\$100
<input type="checkbox"/> LATSL	Size S (3.5" x 5.25")	\$100
<input type="checkbox"/> LATML	Size M (3.75" x 5.75")	\$100
<input type="checkbox"/> LATLL	Size L (4.25" x 6.5")	\$100

Add:

<input type="checkbox"/> SALATL	MAXX Style Swing Away Hardware - Left ⁽²⁾ HCPCS code E1028	\$195
<input type="checkbox"/> ATLL	Additional Telescoping Link - Left ⁽³⁾	\$75

Lateral Trunk Support Right HCPCS code E0956

<input type="checkbox"/> LATXR	Size XS (3.25" x 4.25")	\$100
<input type="checkbox"/> LATSR	Size S (3.5" x 5.25")	\$100
<input type="checkbox"/> LATMR	Size M (3.75" x 5.75")	\$100
<input type="checkbox"/> LATLR	Size L (4.25" x 6.5")	\$100

Add:

<input type="checkbox"/> SALATR	MAXX Style Swing Away Hardware - Right ⁽²⁾ HCPCS code E1028	\$195
<input type="checkbox"/> ATLR	Additional Telescoping Link - Right ⁽³⁾	\$75

1. Comes standard with Fixed Mount Hardware. Not available with Matrx PB, PB Elite Deep, and PB Deep Backs.
2. Comes standard with 1" telescoping link which gives 0-2.75" medial offset.
3. The amount of offset available may be impacted by back thickness.



Matrx Laterals available on separate form
TRD0739 Matrx Products for Ultra Low Maxx Mini Systems
US Price List and Order Form

HIP AND KNEE SUPPORTS

Lateral Hip Support Left HCPCS code E0953

- HSPXLH Size XS (5.5" W x 4" H) \$120
- HSPSMLH Size S/M (7" W x 4" H) \$120
- HSPSLH Size S (7" W x 6" H) \$120
- HSPMLH Size M (9" W x 4" H) \$120
- HSPLLH Size L (13" W x 4" H) \$120

Lateral Hip Support Right⁽¹⁾ HCPCS code E0953

- HSPXRH Size XS (5.5" W x 4" H) \$120
- HSPSMRH Size S/M (7" W x 4" H) \$120
- HSPSRH Size S (7" W x 6" H) \$120
- HSPMRH Size M (9" W x 4" H) \$120
- HSPLRH Size L (13" W x 4" H) \$120

Lateral Knee Support Left⁽¹⁾ HCPCS code E0953

- HSPXLK Size XS (5.5" W x 4" H) \$120
- HSPSMLK Size S/M (7" W x 4" H) \$120
- HSPSLK Size S (7" W x 6" H) \$120
- HSPMLK Size M (9" W x 4" H) \$120
- HSPLLK Size L (13" W x 4" H) \$120

Lateral Knee Support Right⁽¹⁾ HCPCS code E0953

- HSPXRK Size XS (5.5" W x 4" H) \$120
- HSPSMRK Size S/M (7" W x 4" H) \$120
- HSPSRK Size S (7" W x 6" H) \$120
- HSPMRK Size M (9" W x 4" H) \$120
- HSPLRK Size L (13" W x 4" H) \$120

Add Removable Hardware:

MAXX Style Quick Release, Multi-Axis Mounting Hardware for Hip Supports HCPCS code E1028

- MHSHLH Left mounted at Hip \$215
- MHSHLK Left mounted at Knee \$215
- MHSHRH Right mounted at Hip \$215
- MHSHRK Right mounted at Knee \$215

Swing Away Hardware for Hip Supports HCPCS code E1028

- SHSHLH Left mounted at Hip \$215
- SHSHLK Left mounted at Knee \$215
- SHSHRH Right mounted at Hip \$215
- SHSHRK Right mounted at Knee \$215

Extended Maxx Style Quick Release, Multi-Axis Mounting Hardware for Hip Supports⁽²⁾ HCPCS code E1028

- EMQHLH Left mounted at Hip \$215
- EMQHLK Left mounted at Knee \$215
- EMQHRH Right mounted at Hip \$215
- EMQHRK Right mounted at Knee \$215

Lift Off Hardware for Hip Support (Hip Position Only) HCPCS code E1028

- LOHL Left \$195
- LOHR Right \$195

1. Comes standard with Fixed Mount Hardware.
 2. Recommended when finished seat cushion thickness will be greater than 3.5" high.

CENTER MOUNT FOOT PLATFORM OPTIONS

MUST BE COMPLETED	Measurement in Inches
<input type="checkbox"/> Knee to Heel:	
<input type="checkbox"/> Cushion Thickness: (Subtract)	
<input type="checkbox"/> Cushion Compression: (Add)	
<input type="checkbox"/> Seat Pan to Footplate: (Total)	

- MBDC Mini Power Elevating BDC Belt Drive Center Mount Articulating Foot Platform⁽¹⁾
 HCPCS code K0108 \$3,295

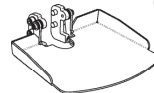
Seat pan to footplate:

- SPTF18 8" - 12" N/C
 (Comes standard with individual calf pads 5.5" H x 4"W)
- SPTF19 11" - 16/17"⁽¹⁾ N/C
 (Comes standard with individual calf pads 7.5" H x 6"W)

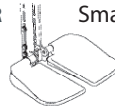
1. With 18.5" seat-to-floor selected the maximum seat pan to footplate is 16".
 With 19.5" seat-to-floor height selected the seat pan to footplate is 17".

MUST SELECT FOOT PLATFORM OR FOOTPLATES

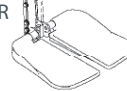
- OPSFP One Piece Stander BDC Foot Platform⁽¹⁾
 (10.5" W x 7.5") N/C



- IFSL Small - (5" x 7.5" deep) - Left \$165
- IFSR Small - (5" x 7.5" deep) - Right \$165



- IFML Medium - (5.5" x 9.5" deep) - Left \$165
- IFMR Medium - (5.5" x 9.5" deep) - Right \$165



- IFLL Large - (6" x 11.5" deep) - Left \$165
- IFLR Large - (6" x 11.5" deep) - Right \$165



1. With 18.5" seat-to-floor selected the maximum seat pan to footplate is 15",
 with 19.5" seat-to-floor height selected the seat pan to footplate is 16".

